




WRAP AROUND CASE PACKER



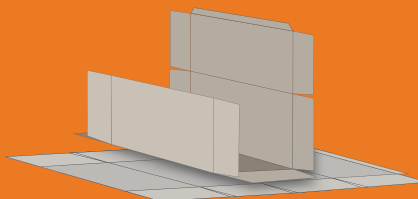
All pictures shown are for illustration purpose only.
Actual product may vary.

WRAP AROUND CASE PACKER

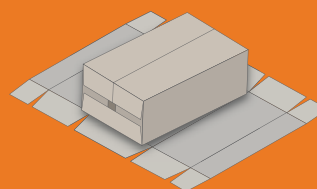
THE WRAPAROUND CASE PACKER HAS SEVERAL ADVANTAGES OVER OTHER CASE PACKING OPTIONS. THIS MACHINE IS CAPABLE OF HANDLING THE WRAPAROUND CASE BLANK, HARNESS STYLE CASE BLANK, AND TRAY BLANK.

ADVANTAGES

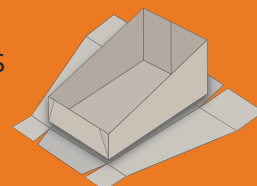
- POTENTIAL CORRUGATE SAVINGS
- MULTIPLE CASE STYLE OPTIONS
- OUTSIDE OR INSIDE MANUFACTURES FLAP
- INCREASED CASE BLANK MAGAZINE CAPACITY
- OPEN CASE LOADING FOR POSITIVE PRODUCT HANDLING
- FULL OVER LAPPING FLAPS (FOL) CAPABILITIES



WRAP AROUND CASE BLANK



HARNESS BLANKS



TRAY BLANKS



WRAP AROUND CASE PACKER

SPECIFICATIONS

STANDARD OPTION

ADDITIONAL OPTIONS

SPECIFICATIONS	STANDARD OPTION	ADDITIONAL OPTIONS
CASE BLANK CAPABILITIES	Wrap Around blanks	Tray style case blanks Harness style case blanks Knock down (KD) style case blanks
INFEED OPTIONS		Lane divider with grouping (ideal for bottles & jugs) High speed rotary upstacker (ideal for cartons) Low speed bump upstacker (ideal for cartons) Flood feed (ideal for cans) Racetrack infeed (ideal for cartons & sleeved product) Indexing paddles (ideal for cartons & sleeved product)
PRODUCT LOADING	Servo driven cross push mechanism	Mechanical gripper Vacuum gantry Overhead loader Robotic
MAGAZINE	3' low level power-feed magazine	6' power-feed magazine Low level magazine Dual blank magazine Opposing cup case setup
GLUE SYSTEM	NORDSON ProBlue® Series	Inside manufacturers flap Inline compression of manufacturers flap
GUARD DOORS	Aluminum extruded frame with 1/4" clear or dark acrylic panels	Stainless steel mesh panels
FRAME	3"x3"x1/4" wall tubular mild steel frame	300 series stainless steel 300 series stainless steel with no penetrations
FRAME FINISH	Powder-coat polyester resin finish	
ELECTRICAL	Allen Bradley Human Machine Interface (HMI) Allen Bradley Panel View 700 with ethernet capabilities (wago) Allen Bradley compact logix PLC with ethernet capabilities Allen Bradley guard door switches (interlock doors) Bosch indramat servo motors and drives Allen Bradley 3-color light stack with audible alarm NEMA 12 electrical enclosure with external power receptacle and computer port Interface wireway Category III safety circuit 480 VAC, 3Ø, 60 Hz	Allen Bradley PV 1000+ ethernet capabilities Allen Bradley control logix PLC with ethernet capabilities Allen Bradley Kinetic 6000 servo motors and drives NEMA 4x electrical enclosures and standards Integral lay in perimeter wireway 240 VAC, 3Ø, 60 Hz
PNEUMATICS	Busch dry vane vacuum pump SMC valves and cylinders Parker fittings	Venturi vacuum generators Centralized enclosure
ADJUSTMENTS	Digital indicator with handwheels	Power adjustment for movements over 12"